

# MISSISSIPPI DESERVES BETTER

A Complete Fact Sheet for Concerned Citizens

**The facts our leaders don't want you to see — and the fixes they  
won't talk about.**

*This is not about Republican or Democrat. It's about results.*

**COMPLETE EDITION • 14 ISSUES • ALL SOURCED**

Built by a concerned citizen of Mississippi.  
Not paid for by any political campaign.

**Last Updated: May 2026**

**Mississippi Deserves Better — Fact Sheet**

---



# How Mississippi Ranks — Our National Report Card

Every ranking below comes from a verified national source. This is where we stand.

Category	Mississippi Rank	Grade
Overall Best States (US News 2025)	<b>48th</b>	<b>F</b>
Healthcare Quality	<b>51st (DEAD LAST)</b>	<b>F</b>
Healthcare Access	<b>51st (DEAD LAST)</b>	<b>F</b>
Life Expectancy	<b>51st (DEAD LAST)</b>	<b>F</b>
Infant Mortality	<b>50th</b>	<b>F</b>
Teacher Pay	<b>51st (DEAD LAST)</b>	<b>F</b>
Poverty Rate	<b>50th</b>	<b>F</b>
Median Household Income	<b>50th</b>	<b>F</b>
Incarceration Rate	<b>1st (HIGHEST)</b>	<b>F</b>
Preterm Birth Rate	<b>52nd (LAST)</b>	<b>F</b>
Internet Access	<b>48th</b>	<b>F</b>
Infrastructure	<b>47th</b>	<b>D</b>
<b>Pre-K Quality</b>	<b>1st (BEST!)</b>	<b>A+</b>

**Mississippi is ranked #1 in the nation for Pre-K quality — meeting ALL 10 national benchmarks. When we invest and do things right, we CAN lead. Now imagine if we applied that effort everywhere.**

# We're Dying Younger Than Everyone Else

**70.9 years**

**Mississippi life expectancy — DEAD LAST in America**

## THE PROBLEM

- Mississippi life expectancy: **70.9 years** — lowest in the country.
- Hawaii: 79.9 years. National average: 78.4 years.
- Born in Mississippi instead of Hawaii = **live almost a DECADE less.**
- #1 killers: heart disease, obesity, diabetes, high blood pressure, smoking.
- All tied to poverty, lack of healthcare, and lack of healthy food.
- Mississippi ranks: 48th in obesity, 48th in diabetes, 49th in hypertension (high blood pressure).
- Black Mississippians have even shorter life expectancy.

### Life Expectancy Comparison:

Location	Life Expectancy	Gap vs. Mississippi
<b>Mississippi</b>	<b>70.9 years</b>	—
National Average	78.4 years	<b>+7.5 years</b>

Location	Life Expectancy	Gap vs. Mississippi
Hawaii (#1)	79.9 years	+9.0 years

## ✓ THE FIX

- **Expand Medicaid** so people can see a doctor before small problems become deadly.
- Invest in preventive care — annual checkups, screenings, health education.
- Fix the food desert problem so people can eat healthier.
- Fund community health programs for heart disease, diabetes, and blood pressure.
- Increase tobacco cessation (quit smoking) programs.
- Fund parks, trails, and recreation centers in underserved areas.
- Address root causes: poverty, lack of education, lack of healthcare access.

---

Not paid for by any campaign. Built by a concerned citizen.

### Mississippi Deserves Better — Fact Sheet

---

## Our Roads and Bridges Are Crumbling

**D-**

## Mississippi's road grade from ASCE (2024) — near failing

### ⚠️ THE PROBLEM

- ASCE (American Society of Civil Engineers) gave Mississippi roads a **D–** grade in 2024.
- **967 of 16,711 bridges** are "structurally deficient" (parts in poor condition).
- **7,324 more bridges need repairs** — that's nearly half of ALL bridges.
- The state got **\$225 million** in federal bridge money but has only committed \$76.8 million toward just 28 projects. Where's the rest?
- Some of the worst bridges carry 20,000–31,000 cars every day (I-20 in Warren, Rankin, Hinds counties).
- Drinking water: **D–** grade. Wastewater: **D–** grade.
- Jackson water crisis (2022): 150,000 people lost safe water. Federal government had to take over. JXN Water managing since. October 2026 deadline for permanent management.

Infrastructure Category	ASCE Grade	Status
Roads	<b>D–</b>	Near failing
Bridges	<b>D</b>	967 structurally deficient
Drinking Water	<b>D–</b>	Failing systems statewide
Wastewater	<b>D–</b>	Aging systems, overflow risk

**The state received \$225 million in federal bridge funding. Only \$76.8 million has been committed to just 28 projects. Where is**

the rest of the money?

## ✓ THE FIX

- **Spend the \$225 million** in federal money we've already been given.
- Create a **public dashboard** — show every bridge's condition so citizens can see.
- Pass a dedicated infrastructure fund politicians can't raid.
- Fix the busiest, most dangerous bridges first.
- Support Jackson water system's permanent management transition.
- Require annual public reports on roads and bridges by county.

Not paid for by any campaign. Built by a concerned citizen.

Mississippi Deserves Better — Fact Sheet



## Our Schools Are Bleeding Staff

**6,907**

Total education vacancies (Nov 2025) — up 1,747 from last year

## ⚠ THE PROBLEM

- **6,907 total education vacancies** (Nov 2025) — up 1,747 from last year.
- **3,815 classroom teacher vacancies** — up 851 from last year.
- Mississippi ranks **51st (DEAD LAST) in teacher pay: \$53,704.**
- National average: \$74,177. California: \$101,084.
- Also missing: 750 bus drivers, 459 cafeteria workers, 917 teacher assistants.
- School accountability: Only 80% rated C or higher (down from 85.7%).

### Vacancy Trend — Proof That Pay Works:

School Year	Total Vacancies	Change
2021-22	5,503	—
<b>2022-23 (pay raises passed)</b>	<b>4,988</b>	<b>↓ 515 ✓</b>
2023-24	5,012	↑ 24
2024-25	5,160	↑ 148
<b>2025-26 (worst year yet)</b>	<b>6,907</b>	<b>↑ 1,747 ▲</b>

**When Mississippi raised teacher pay in 2022-23, vacancies dropped by 515. Pay works.**

### ✓ THE FIX

- **Raise teacher pay** to at least the regional average.
- Loan forgiveness for teachers who stay 5+ years.
- Housing assistance for rural teachers.
- Raise pay for ALL school staff — bus drivers, cafeteria workers, custodians.
- Expand "Grow Your Own" teacher pipeline programs.

- Simplify certification without lowering quality.
- Invest in mentoring so new teachers don't burn out and quit.

---

Not paid for by any campaign. Built by a concerned citizen.

## Mississippi Deserves Better — Fact Sheet

---



# Mothers and Babies Are Dying

**80%+**

of pregnancy-related deaths in Mississippi are **PREVENTABLE**

## ⚠️ THE PROBLEM

- **68% of rural hospitals** do NOT deliver babies.
- March of Dimes gave Mississippi an **F — ranked 52nd out of 52** for preterm births (babies born too early).
- **15%** of babies born too early (national average: 10.4%).
- Infant mortality **ROSE to 9.7 per 1,000** in 2024 — highest in over a decade.
- Ranked 45th for maternal mortality (mothers dying), 50th for infant mortality.
- Over **80% of pregnancy-related deaths are PREVENTABLE.**
- Women in rural areas drive **35+ minutes** to reach a hospital that delivers babies.

- Greenwood Leflore Hospital (Delta) may close — only hospital for many Delta residents.
- 8 rural hospitals classified as "at-risk" of closing.
- Black women are **1.5x more likely** to die from cervical cancer.

**Over 80% of pregnancy-related deaths in Mississippi are PREVENTABLE with proper care. We are failing mothers and babies.**

## **THE FIX**

- **Expand Medicaid** — saves rural hospitals and gives pregnant women access to care.
- Fund mobile health clinics for communities without hospitals.
- Expand telehealth (doctor visits by phone/video) for prenatal care in the Delta.
- Incentive programs to attract OB-GYN doctors and midwives to rural areas.
- Extend postpartum Medicaid to 12 months (beyond current 60 days).
- Community health workers — trained local people to help pregnant women navigate the system.
- Save Greenwood Leflore Hospital — support the UMMC partnership.

---

Not paid for by any campaign. Built by a concerned citizen.

**Mississippi Deserves Better — Fact Sheet**

---

# A Mental Health System in Collapse

**9,000** Mental health workers (2009)      **4,684** Mental health workers (today)

## THE PROBLEM

- Mental health workforce **CUT IN HALF** — from 9,000 workers (2009) to just 4,684 today.
- Mississippi ranks **7th worst** for mental health care deserts.
- **70 counties** are mental health shortage areas — 911,600 people (31% of the state) underserved.
- Not enough psychiatrists in the entire state.
- ~950 people with mental illness in state hospitals, ~1,200 in community programs.
- People used to wait **8 days IN JAIL** for a mental health bed — improved to 2.7 days, but mentally ill people should NOT be in jail at all.
- Federal government **sued Mississippi** over its mental health system — violation of the Americans with Disabilities Act.

**The mental health workforce has been cut in half. From 9,000 to 4,684. 70 counties underserved. 31% of Mississippians can't get mental health care.**

## THE FIX

- Expand MS State Hospital psychiatry residency (500+ applicants/year — train more, keep them here).
- Loan forgiveness for mental health professionals in underserved areas.
- Fund more community mental health centers.
- Crisis intervention teams — trained mental health workers, not just police.
- Telehealth for rural patients.
- Build crisis stabilization centers — stop jailing people in mental health crises.
- Raise pay for mental health workers to stop the workforce from shrinking.

---

Not paid for by any campaign. Built by a concerned citizen.

## Mississippi Deserves Better — Fact Sheet

---



# Crime: We're Not Solving It

**70%** Violent  
crimes **UNSOLVED**

**217** Murders in  
2024

**52%** Murders  
solved

## ⚠️ THE PROBLEM

- 2024: **217 murders. 6,194 total violent crimes.** Murder rate: 7.4 per 100,000.
- Only **30% of violent crimes are "cleared" (solved)** — 70% go UNSOLVED.
- Only **52% of murders** are solved.
- Most common weapon: firearm.

## High-Crime Cities (Violent Crimes per 100,000 Residents):

City	Violent Crime Rate (per 100K)
<b>Laurel</b>	<b>1,052</b>
Natchez	669
Vicksburg	617

**70% of violent crimes in Mississippi go unsolved. Only about half of murders are ever solved.**

## **THE FIX**

- More officers AND better training — especially investigators. 30% clearance is unacceptable.
- Fund violence intervention programs proven in other states.
- Address root causes: poverty, jobs, mental health, education.
- Youth programs, after-school activities, job training.
- Better lighting, cameras, community policing in high-crime areas.
- Re-entry programs for people leaving prison.
- Study what works — Cleveland, MS saw 100% improvement in crime velocity.

---

Not paid for by any campaign. Built by a concerned citizen.

**Mississippi Deserves Better — Fact Sheet**

---



# Poverty and Medicaid — Keeping People Trapped

## 99-20

The MS House voted 99-20 FOR Medicaid expansion. The Senate blocked it.

### ⚠️ THE PROBLEM

- Poverty rate: **17.8%** — about 508,000 people.
- **1 in 4 Mississippi children (25.2%)** live in poverty.
- Mississippi is one of the **LAST states** that hasn't expanded Medicaid.
- Current Medicaid limit for parents: **\$7,230/year** for a family of 3 (28% of poverty level) — that's extreme poverty.
- MS House voted **99-20 FOR expansion** (bipartisan, veto-proof). Senate blocked it.
- Expansion would cover **50,000-200,000 working Mississippians** with NO insurance.
- Federal government pays 90%. Studies show the state would **SAVE money**.
- American Indian/Alaska Native poverty jumped from 20.4% to 33.1% over 10 years.
- Median household income (family of 4): ~\$49,398 — well below national average.

**The House voted 99-20 for Medicaid expansion. The feds pay 90%. Studies show the state SAVES money. There is no good reason not to do this.**

## **THE FIX**

- **EXPAND MEDICAID. Period.** 99-20 vote. 90% federal funding. Net savings.
- Push Senate to pass a clean bill — no poison pills.
- Raise the minimum wage (\$7.25 hasn't changed since 2009).
- Expand job training and workforce development.
- Invest in affordable childcare so parents can work.
- Increase SNAP (food stamps) and food assistance access.
- Rural economic development — bring jobs where there are none.

---

Not paid for by any campaign. Built by a concerned citizen.

### **Mississippi Deserves Better — Fact Sheet**

---

## **Welfare: Stolen From the Poor, Given to the Connected**

**\$94 MILLION**

## In TANF funds (money for Mississippi's poorest families) stolen or misused

### ⚠️ THE SCANDAL

- **\$94 million** in TANF funds (Temporary Assistance for Needy Families) stolen or misused.
- **\$1.1 million** to Brett Favre for speeches he never gave.
- **\$5 million** for a volleyball stadium at USM.
- Six people arrested. Federal government wants **\$101 million** back.

### ⚠️ THE SYSTEM

- TANF only serves **4% of eligible families** (national average: 21%).
- Maximum benefit: **\$260/month for a family of 3** — only 12% of the poverty level.
- State had **\$146 million** in TANF reserves sitting UNUSED in 2021.
- \$2,000 asset limit to qualify — save \$2,001 and you lose benefits.
- 60-month lifetime limit.

**Mississippi TANF: \$260/month. Louisiana TANF: \$484/month.**  
**National average served: 21%. Mississippi: 4%.**

### ✅ THE FIX

- **Prosecute everyone involved.** Recover every dollar.

- Raise benefits — \$260/month is not survival.
- Serve more than 4% — most eligible families get nothing.
- Raise or eliminate the \$2,000 asset limit — don't punish saving.
- Tie benefits to inflation.
- Create independent oversight of welfare spending.
- More caseworkers for faster applications.
- Strengthen whistleblower protections.

---

Not paid for by any campaign. Built by a concerned citizen.

## Mississippi Deserves Better — Fact Sheet

---

# Locking Up More People Than Anywhere on Earth

**661** per 100K — MS  
incarceration rate (**HIGHEST** in the nation)

**311** per 100K — National average (MS is **MORE THAN DOUBLE**)

## **THE PROBLEM**

- Mississippi incarceration rate: **661 per 100,000** — **HIGHEST** in the nation.
- National average: 311. Mississippi locks up people at **TWICE the rate.**
- **721% increase** since 1970.
- 19,242 inmates costing taxpayers **\$459 million/year** (~\$24,000 per inmate).

- The "85% rule" (1995): must serve 85% of sentence before parole eligibility — dramatically increased prison population and costs.
- Recidivism (going back to prison): **37.1%** — more than 1 in 3 go back.
- **45% of people in jail** haven't been convicted — they just can't afford bail.
- Women's incarceration: grown 10x since 1970.
- Parchman prison: lawsuits over dangerous, inhumane conditions.

**\$24,000/year to lock someone up. \$4,832/year to put a child in Pre-K. We spend 5x more on prison than on early education.**

## **THE FIX**

- Reform the 85% rule for non-violent offenders with good behavior.
- Expand alternatives: drug courts, mental health courts, community service, ankle monitoring.
- Re-entry programs: job training, housing, mentoring.
- Reform bail so poverty isn't a sentence.
- Fund public defenders — everyone deserves a real defense.
- Use savings to invest in education, jobs, and mental health.
- Independent oversight of prison conditions (Parchman).

---

Not paid for by any campaign. Built by a concerned citizen.

**Mississippi Deserves Better — Fact Sheet**

---



# Working Hard But Still Broke

## \$7.25/hr

Mississippi has **NO** state minimum wage — federal \$7.25 unchanged since 2009

### ⚠️ THE PROBLEM

- Mississippi has **NO state minimum wage** — relies on federal \$7.25/hour (unchanged since 2009).
- Full-time at \$7.25: **\$15,080/year BEFORE taxes**. Poverty line for family of 3: \$25,820.
- Tipped workers: legally paid just **\$2.13/hour**.
- Average wage: **\$27.95/hour — LOWEST in all 50 states**.
- State law **PROHIBITS cities** from setting their own minimum wage.
- A 2023 bill for \$10.50/hour died in committee — legislature wouldn't even vote on it.

### Average Hourly Wage — Mississippi vs. Neighbors:

State	Average Hourly Wage	Gap vs. Mississippi
<b>Mississippi</b>	<b>\$27.95</b>	—
Louisiana	\$29.53	+\$1.58
Arkansas	\$29.79	+\$1.84
Tennessee	\$30.81	+\$2.86
Alabama	\$31.15	+\$3.20

Mississippi pays less per hour than every single neighboring state.

## ✓ THE FIX

- Pass a state minimum wage of **\$12-15/hour** tied to inflation.
- Remove the ban on local minimum wages — let cities decide.
- Raise the tipped minimum — \$2.13/hour is an insult.
- Strengthen wage law enforcement.
- Expand state Earned Income Tax Credit.
- Job training and workforce development.
- Support union protections.

---

Not paid for by any campaign. Built by a concerned citizen.

### Mississippi Deserves Better — Fact Sheet

---



## You Can't Afford to Protect What You Have

**\$7,459/yr**

**Average home insurance on the Gulf Coast — over \$600/month**

## THE PROBLEM

- **8th most expensive state** for home insurance — average \$3,833/year and rising.
- Gulf Coast (Hancock, Harrison, Jackson counties): **\$7,459/year** — over \$600/month.
- Insurers **PULLING OUT** of coastal Mississippi — fewer choices, higher prices.
- Wind/hail deductibles: 2-5% of home value. On a \$250K home: **you pay \$5,000-\$12,500** before insurance kicks in.
- Mississippi averages **45 tornadoes/year** (up from historical 30).
- Auto insurance also among the highest nationally.
- Crushing costs for one of the lowest-income states in America.

Area	Avg. Home Insurance/Year	Monthly Cost
Mississippi (statewide)	<b>\$3,833</b>	~\$319
<b>Gulf Coast</b>	<b>\$7,459</b>	<b>\$621</b>

## THE FIX

- State insurance consumer advocate office with real power.
  - Stronger building codes for storm resistance.
  - Expand Mississippi Windstorm Underwriting Association.
  - Tax credits for homeowners who storm-proof homes.
  - Crack down on denied legitimate claims.
  - Explore state-backed reinsurance program.
  - Require insurers to publicly justify rate increases.
-

## Mississippi Deserves Better — Fact Sheet

---



# Our Best and Brightest Are Leaving

**\$27.95/hr**

**Average wage — LOWEST of any state. Lower than every neighbor.**

## THE PROBLEM

- Young educated people leaving Mississippi at alarming rates.
- Average hourly wage: **\$27.95 — LOWEST of any state.**
- Lower than every neighbor: AL \$31.15, AR \$29.79, LA \$29.53, TN \$30.81.
- Minimum wage stuck at \$7.25 since 2009. \$10.50 bill died without a vote.
- State law **BLOCKS cities** from setting their own minimum wage.
- Mississippi Today and University of Mississippi launched the state's **first-ever scientific study on brain drain** (2025).

## THE FIX

- Raise the minimum wage.
- Let cities set their own wages.

- **"Stay in Mississippi" incentives:** loan forgiveness, homebuyer help, tax breaks.
- Invest in tech, healthcare, renewable energy, creative industries.
- University partnerships to keep graduates in-state.
- Improve quality of life: schools, safety, culture, recreation.
- Support entrepreneurship and small business.

---

Not paid for by any campaign. Built by a concerned citizen.

## Mississippi Deserves Better — Fact Sheet

---

# Parents Can't Work If They Can't Afford Care

**79%** of eligible families **TURNED AWAY** from subsidies

**\$659M** Lost to MS economy each year

**52** Childcare centers lost in one year

## THE PROBLEM

- Only **21% of children under 5** served by childcare programs — 4 out of 5 get nothing.
- Lost 52 childcare centers in one year (1,548 → 1,496).
- Infant care: **\$572/month (\$6,868/year)**. For a single parent earning MS median \$26,911: that's **28.6% of income**.
- Federal "affordable" threshold: 7% of income. Mississippi is **4X THAT**.
- 64% of kids under 5 have all parents working — they **NEED** care.

- Cost to MS economy: **\$659 million/year** in lost earnings and productivity.
- Only 14,074 of 66,408 eligible children get subsidy help — **79% turned away.**
- Head Start: serves 49% of eligible preschoolers, only 13% of eligible infants/toddlers.

## **THE FIX**

- Increase state funding for childcare subsidies (79% of eligible families turned away).
- Grants and tax incentives to open new centers.
- Raise childcare worker pay — poverty wages cause closures.
- Expand Head Start and Early Head Start.
- Employer-supported childcare tax breaks.
- Streamline subsidy applications.
- Support family childcare homes.
- Treat childcare as economic infrastructure — parents can't work without it.

---

Not paid for by any campaign. Built by a concerned citizen.

### **Mississippi Deserves Better — Fact Sheet**

---

# **The Basics: Food, Water, and Internet**

## **Food Deserts**

---

- Many Delta communities have **NO grocery store** — 30+ minute drive for fresh food.
- "Food swamps" — only fast food and gas stations available.
- Mississippi ranked 48th in obesity, 48th in diabetes. Heart disease is #1 killer.

**FIX:** Tax incentives for grocery stores in food deserts. Expand farmers markets. Mobile food markets. Support Delta GREENS program.

## **Internet Access**

---

- **~20% of Mississippi** has no broadband (high-speed internet).
- Coahoma County: 39% of households have no computer.
- No internet = no homework, no job applications, no telehealth.
- BEAM office (est. 2022) coordinating broadband expansion.

**FIX:** Speed up BEAD fund deployment. Subsidized internet for low-income. Free WiFi at libraries and community centers. Every child needs a device.

## **Water Crisis**

---

- Jackson water system **collapsed August 2022** — no safe water for weeks.
- Federal government took over; JXN Water managing since.
- **D-** grades for both drinking water and wastewater statewide.
- Water loss improved 25% from leak repairs, but needs permanent fix.
- October 2026 deadline for permanent management.

**FIX:** State water infrastructure fund. Support permanent management. No Mississippi community should have unsafe drinking water.

---

Not paid for by any campaign. Built by a concerned citizen.



# The Income Tax Cut — Who Really Benefits?

## \$2.7 BILLION

Per year — the cost of eliminating Mississippi's income tax. One-third of the entire state budget.

### ⚠ THE PROBLEM

- March 2025: Governor Reeves signed law to **ELIMINATE Mississippi's state income tax.**
- Cost: **~\$2.7 BILLION per year** — one-third of the entire state budget.
- Gas tax **INCREASED** from 18.4 to 27.5 cents/gallon — hits working people and rural commuters hardest.
- Grocery sales tax cut from 7% to 5% — small help, but nothing compared to \$41,420 for the top 1%.
- State credit outlook already downgraded.
- This revenue funds schools, roads, hospitals, and everything in this fact sheet.

### Who Gets What From the Tax Cut:

Who	Avg. Income	Tax Cut Per Year
Top 1%	\$1,400,000	\$41,420

Who	Avg. Income	Tax Cut Per Year
Average Worker	—	~\$200
Bottom 20%	\$13,400	\$42
Starting Teacher	\$41,000	—

**The wealthiest 5% get nearly 40% of the TOTAL tax cut. One person's tax break (\$41,420) could pay a starting teacher's entire salary (\$41,000).**

## ✓ THE FIX

- Demand transparency: annual reports on who benefits and what's cut.
- Protect education, Medicaid, and infrastructure budgets.
- Replace lost revenue — don't just cut services working families need.
- Ask legislators: **"If we lose \$2.7B/year, what gets cut? Schools? Roads? Hospitals?"**
- Look at what happened in other states that cut income tax — many ended up with higher sales/property taxes that hit working people harder.







Not paid for by any campaign. Built by a concerned citizen.

### Mississippi Deserves Better — Fact Sheet



## Where Your Tax Dollars Go

**FY2026 Mississippi State Budget — \$7.7 Billion Total**

Category	Amount	% of Budget	Visual
<b>Public Education (K-12)</b>	<b>\$3.0 billion</b>	<b>39%</b>	
<b>Medicaid</b>	<b>\$909 million</b>	<b>12%</b>	
Higher Education	\$451 million	6%	
State Debt Payments	\$421 million	5%	
<b>Corrections (Prisons)</b>	<b>\$419 million</b>	<b>5%</b>	
Everything Else	~\$2.5 billion	33%	

**\$24,000/year per prisoner vs. \$4,832/year per Pre-K student. We spend 5X MORE to lock someone up than to educate a child.**

**\$419 million on prisons — almost half of what we spend on Medicaid (\$909M).**

**With the income tax gone, \$2.7 billion of this \$7.7 billion budget is at risk. The state has \$2.749 billion in reserves — but reserves don't last forever if revenue drops permanently.**

**Mississippi Pre-K is ranked #1 in the nation for quality. When we invest right, we lead. Imagine applying that everywhere.**

## Mississippi Deserves Better — Fact Sheet

---

# What YOU Can Do Right Now

Six things every Mississippian can do today.

1

**VOTE** Especially in state and local elections. That's where these decisions are made. Primaries matter. School board elections matter. Every race matters. **Register:** [sos.ms.gov/voter-registration](https://sos.ms.gov/voter-registration)

2

**CALL YOUR LEGISLATORS**  
Call them. Email them. Tell them what you expect. They work for YOU. Be specific. "I want you to vote for Medicaid expansion." "I want teacher pay raised." **Find yours:** [legislature.ms.gov/legislators/find-my-legislator](https://legislature.ms.gov/legislators/find-my-legislator)

3

**SHOW UP** Go to town halls and city council meetings. Ask hard questions. Make them see your face. Public meetings are where accountability happens.

4

**SHARE THIS** Give copies to neighbors, family, friends, church members. Most people don't know these numbers. Print this out. Hand it to someone. Start a conversation.

5

**DEMAND ACCOUNTABILITY**  
From every elected official, regardless of party. Demand specific answers, not vague promises. "What's your plan?" "Show me the numbers."

6

**ASK THE HARD QUESTIONS**  
"Where does \$2.7 billion come from

when the income tax is gone?" "Why haven't we expanded Medicaid when the House voted 99-20?" "Why do only 4% of eligible families get welfare?" "Why are 70% of violent crimes unsolved?"

**This is not about Republican or Democrat.  
It's about demanding results for Mississippi.**

Not paid for by any campaign. Built by a concerned citizen.

## Mississippi Deserves Better — Fact Sheet



# Where These Facts Come From

Every number in this document comes from a real, verifiable source. Below is the full list.

Source	What It Covers
American Society of Civil Engineers (ASCE)	Infrastructure grades (roads, bridges, water)
Mississippi Department of Education	Teacher vacancies, school grades, accountability
March of Dimes	Preterm birth report card
Mississippi State Department of Health	Infant mortality, maternal health
FBI Uniform Crime Report / Mississippi DPS	Crime statistics
U.S. Census Bureau	Poverty, income, demographics
Bureau of Labor Statistics	Wages, employment

Source	What It Covers
Centers for Medicare & Medicaid Services	Medicaid data
Mississippi Department of Human Services	TANF/welfare data
U.S. News & World Report	State rankings (2025)
Commonwealth Fund	Healthcare quality rankings
National Institute for Early Education Research	Pre-K quality data
Institute on Taxation and Economic Policy (ITEP)	Income tax cut analysis
Center on Budget and Policy Priorities	Tax and budget analysis
Mississippi Legislative Budget Office	State budget (FY2026)
Sentencing Project / Prison Policy Initiative	Incarceration data
Federal Highway Administration	Bridge data

**Every number in this fact sheet comes from a real, verifiable source.**

**If your elected officials dispute these facts — ask them for their numbers.**

**MISSISSIPPI DESERVES BETTER.**

Built by a concerned citizen.

Not paid for by any political campaign.

**Share freely.**